

HOW IS MONEY BEING SPENT ON EDUCATION IN PUNJAB?

SIZE OF PUNJAB'S EDUCATION SECTOR




Employs the largest workforce (400,000 employees)



Runs more than 52,000 schools



Enrolls more than 12 million students

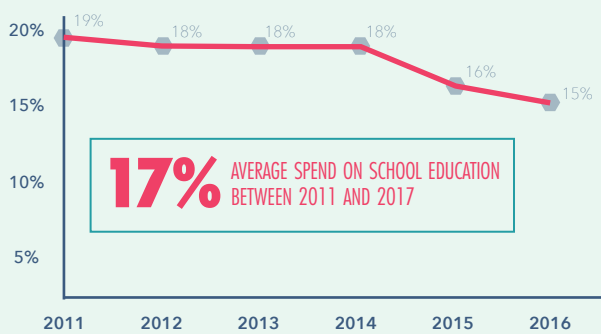


Accounts for 15% of the total budget

BUDGET ALLOCATION

School Education Budget as part of Punjab's Overall Spending

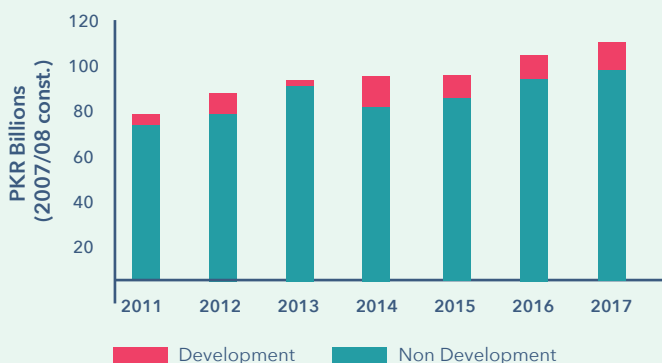
Between 2010 and 2016, absolute spending on education has increased. However, as a share of the overall budget, spending has gone down.



Development vs Non-Development Spending on School Education

Real average development spending stood at **8% of the total school education expenditure** between 2011 and 2017

6% ↑ 2011-2017 REAL SCHOOL EDUCATION EXPENDITURE



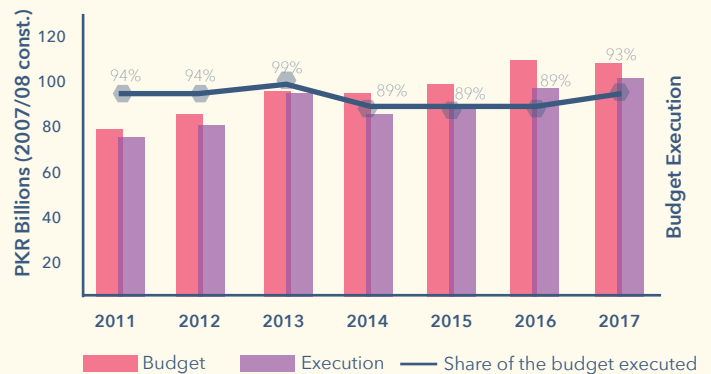
BUDGET UTILISATION

Non-development Budget: Allocation versus Execution

Non-development budget has **increased at an average growth rate of 5.85%** between 2011 and 2017

As a percentage of overall expenditure, its share has gone down from **22% in 2011 to 20% in 2016**

Utilization of non-development budget remains high at an **average of 92%**



Development Budget: Allocation versus Execution

As a percentage of overall expenditure, its share went up from **5% in 2011 to 10% in 2014** but came down to **5% again in 2016**

18% 2011-2017 Average growth rate of development expenditure

